

Bund Sealer

Watco has developed this one coat, high build, virtually solvent free, epoxy resin bund sealer which seals and protects banded areas against spillages of water, oil, petrol and diesel.




This advanced formulation contains glass flake reinforcement which provides excellent resistance against chemical attack. Watco Bund Sealer cures to form a hard surface film which withstands heavy traffic.

One thick brush applied coat is generally sufficient, although two coats can be applied to porous, open textured surfaces or to achieve a watertight seal over wider cracks and joints. Vulnerable cracks and joints, such as between the wall and floor, can also be further strengthened using Watco Fibreglass Reinforcing Tape.

Watco Bund Sealer is suitable for use both indoors and outdoors and will cure at temperatures as low as 5°C. Watco Bund Sealer carries CE Mark EN1504-2 and has excellent test results for chemical resistance. It also has an A+ VOC emissions rating with a low level of VOC.



Colours



Light Grey



Black

Samples are available on request.

While great care is taken with the colour samples shown, no guarantee can be given that they represent exactly the colours offered.

Need help? Speak to the experts

Our dedicated and professional team are here to help you get the best results for your project. They will talk you through the preparation and application stages when using **Bund Sealer**.

Call our expert team on: **01483 418 418**

(Weekdays 8:00am - 5:30pm. Saturday 9:00am - 12:00pm)

Areas of use:

- Chemical & oil storage and bund areas
- Plant rooms
- Floors, walls and upstands/skirting
- Indoors and outdoors

Features:

- One coat, high build, epoxy resin bund sealer
- Forms a waterproof barrier to seal and protect against oil, petrol, diesel and chemical spillages
- Can be used with Watco Fibreglass Reinforcing Tape to fill cracks and joints between the bund wall and the floor to prevent leaks
- Withstands heavy traffic
- Contains glass flake reinforcement for even greater resistance to chemical attack
- Provides excellent protection to metal tanks and pipes
- Helps comply with The Control of Pollution (Oil Storage) Regulation
- Can be applied at temperatures as low as 5°C
- Virtually solvent free – suitable for confined spaces
- Superior performance demonstrated by ISO testing to CE Mark EN1504-2



Bund Sealer

1 Surface Preparation

Bare blockwork, brick and concrete – ensure surfaces are clean, dry and dust free. Usually a good sweep with a stiff broom or brush is sufficient. Any grease or oil contamination should be removed using Watco Concroff. For larger areas of bare concrete, Watco Etch & Clean can be used to remove weak cement deposits.

New concrete – as a guide, new concrete should be left for eight weeks to dry.

Painted surfaces – abrade to remove any weak or loose paint. Check remaining paint is well bonded. Very smooth, glossy paint should be lightly abraded to provide a key. Watco Bio-D can be used to remove grease and oil from painted surfaces. Watco Concroff is a very powerful degreaser for contaminated bare concrete (do not use on a previously painted surface since it can soften paint).

Priming – is not usually required, but for open textured, or very porous high suction surfaces, such as sand and cement screed or porous bricks or blocks, a second coat may be required.

Minor cracks/joints – such as between the wall and floor can be strengthened by using Watco Fibreglass Reinforcing Tape. Push the tape firmly into place on top of the wet Bund Sealer so that the crack or joint runs down the centre of the tape. Push the tape onto the layer of Bund Sealer using a brush loaded with more Bund Sealer. Work the tape into the corners, joint and angles, ensuring good contact with the surface at all joints. If a joint is required, overlap the tape by at least 50mm and work in as above. Allow to harden and apply more Bund Sealer over the rest of the bund or area to be sealed.

Large cracks/joints – will need repairing prior to applying Bund Sealer. Please contact our Technical Department for advice.

2 Mixing

Remove the two inner tins from the tall outer tin. Stir the contents of each tin thoroughly and pour all of the contents into the outer tin (scrape around the inside of the tins to remove any residue). Mix the components together thoroughly using a spatula or similar wide bladed tool (a piece of wooden batten is ideal) and do not thin. Continue mixing until an even consistency is obtained. Do not mix more than one pack at a time. If a paint stirrer fitted to an electric drill is used, also use the spatula to blend in any unmixed material from the sides and bottom of the tin.

3 Application

Important – once the contents of the pack have been mixed, a chemical reaction takes place which creates heat, and the product should therefore be decanted in to a paint tray or bucket and decanted in to a paint tray or bucket and used immediately.

Best results are obtained in warm (minimum of 15°C), dry conditions with good ventilation. Apply one thick coat with a paint brush working well into the surface. Do not exceed the maximum coverage of 14m² per 4 litre pack. Do not wash or allow water to lie on the surface for at least 7 days.

4 Safety

Material Safety Data Sheets are available.

5 Ordering

Available direct from Watco UK Limited and through agents worldwide. All Watco products are sold subject to the Company's Standard Conditions of Sale. The Company and its representatives are often asked to comment on potential uses of Watco products which differ from those described in the Company's data sheets. Whilst in such cases the Company and its representatives will always try to offer helpful and constructive advice, the Company cannot be held responsible for the results of such uses unless they are specifically confirmed in writing by Watco.

Bund Sealer

Specification

Composition	Glass reinforced, high solids, epoxy resin.
Number of Components	2
Finish	Smooth and glossy.
Primer Required	No.
Number of Coats	1
Dry Film Thickness	300 microns.
Wet Film Thickness	300 microns.
Usage Interior/Exterior	Interior & exterior.
Application Tools	Paint brush.
Minimum Application Temperature	Air Temperature 10°C. Floor Temperature 5°C.
Suitable For	Bricks, blockwork, concrete, sand and cement, asphalt and small areas of metal. The moisture content of concrete should be less than 75% RH.
Pack Size	4L
Coverage	14m ²
Pot Life	25 mins @ 20°C.
Mix Ratio (by weight)	100 parts resin : 36 parts curing agent.
Cleaning Tools	It is not practical to clean applicators and they should be discarded after use.
Shelf Life	24 months in unopened container.
Cleaning	Watco Bio-D.
Storage	Between 15°C-25°C for at least 8 hours prior to use. Do not allow to freeze.
Principle Limitations	Do not apply to a wet surface or areas subject to rising damp. Do not apply to areas subject to movement such as structural movement or around vibrating machinery.
Please contact us regarding applications not described here.	Lighter colours (particularly Light Grey) can discolour with UV; however, this will not affect the durability or chemical resistance. If the coating is exposed to UV prior to full cure discolouration is more likely.

Curing Time

	Recoat Time	Touch Dry	Light Traffic	Heavy Traffic	Full Chemical Resistance
5°C	36 hours	24 hours	48 hours	72 hours	14 days
10°C	16 hours	12 hours	24 hours	48 hours	7 days
20°C	10 hours	6 hours	12 hours	24 hours	7 days

Light Traffic: Foot, trolley, pallet truck, occasional forklift
Heavy Traffic: Regular forklift, heavy footfall, parked vehicles

Bund Sealer

Test Results

<p>ABRASION RESISTANCE ISO 5470-1 185mg</p>	<p>Abrasion Resistance ISO 5470-1</p> <p>Taber test method expresses results in mg on a scale between 0mg (highest resistance) and 3000mg (lowest). A reading below 3000mg is a CE mark pass.</p>	<p>3000mg → 0mg Lowest → Highest</p>	<p>FLEX ISO 1519 20mm</p>	<p>Flexibility ISO 1519</p> <p>Flexibility is measured using a Mandral Flex Tester, 2mm is the most flexible, 36mm the least.</p>	<p>36mm → 2mm Lowest → Highest</p>
<p>IMPACT RESISTANCE ISO 6272 CLASS 1</p>	<p>Impact Resistance ISO 6272</p> <p>Impact is expressed as Newton metres. Greater than 4 Nm is a CE mark pass.</p>	<p>Class 1 >4Nm Class 2 >10Nm Class 3 >20Nm</p>	<p>GLOSS VALUE 96</p>	<p>Gloss Value</p> <p>Rating is a 'Gloss Unit' measured on an Optical Glossmeter.</p>	<p>Matt 0-10%, Low Sheen 10-25%, Eggshell 26-40%, Semi-Gloss 41-69%, Gloss 70-85%, High Gloss +85%</p>
<p>SCRATCH RESISTANCE ISO 4586-2 6N</p>	<p>Scratch Resistance ISO 4586-2</p> <p>Scratch resistance is measured using a Sclerometer and the resistance is measured in Newtons. 1N is the lowest resistance, 20N the highest.</p>	<p>1N → 20N Lowest → Highest</p>	<p>HARDNESS 9H</p>	<p>Wolff-Wilborn Hardness Test</p> <p>Also known as the 'pencil test', a 9H reading is the measure of a hardest coating, HB is the softest.</p>	<p>HB → 9H Least Hard → Hardest</p>
<p>ADHESION ISO 2409 CLASS 3</p>	<p>Adhesion Test ISO 2409</p> <p>Cross-Cut Test method. Class 0 is highest adhesion, Class 5 is lowest.</p>	<p>Class: 5 → 4 → 3 → 2 → 1 → 0 Lowest → Highest</p>	<p>WATER PERMEABILITY EN 1062-3 W₃</p>	<p>Water Permeability EN 1062-3</p> <p>To achieve a CE mark, the measurement must be less than 0.1 kg/m²(24 h)0.5</p>	<p>CE Marking Critical Value: < 0.1kg/m²(24 h)0.5 W₁ → W₂ → W₃ Lowest → Highest</p>
<p>ADHESION EN 1542 4.5MPa /Nmm²</p>	<p>Adhesion Test EN 1542</p> <p>Adhesion is expressed in MegaPascals(MPa) or Newton millimetres squared(Nmm²). Greater than 2 MPa is a CE mark pass.</p>	<p>>2MPa (Nmm²) = test pass</p>	<p>SLIP RESISTANCE BS7976-2 31 PTV</p>	<p>Slip Resistance BS7976-2</p> <p>The Pendulum Test Value (PTV) is measured in wet conditions. A number above 36 indicates a 'low slip potential'.</p>	
<p>CHEMICAL RESISTANCE EXCELLENT</p>	<p>Chemical Resistance</p> <p>Results shown, in the table below, are for tests with commonly used chemicals based on a 72 hour period of attack. Advice can be given for chemicals not listed here.</p>				

Best long term resistance

Oxalic Acid 10%
Tartaric Acid 20%
Calcium Hydroxide 50%
Sodium Hypochlorite 15%
Sodium Hydroxide 50%
Butoxyethanol

Low Aromatic White Spirit
Odourless Kerosene
White Spirit
Sodium Chloride Solution 50%
Sugar Solution 50%
Mineral Oil

Ethanol
Ester Alcohol
Anti-Freeze
Acetone
Brine
Bleach

Good long term resistance

Nitric Acid 20%
Sulphuric Acid 20%
Hydrochloric Acid 15%
Ammonia 20%
Naphtha C9

Ethyl Methyl Ketone
Detergent
Skydrol
Petrol
Diesel

Some attack, limited resistance only

Acetic Acid 20%
Phosphoric Acid 20%
Lactic Acid 10%

Not resistance


Xylene
Benzyl Alcohol
Solvent based paint stripper

Bund Sealer

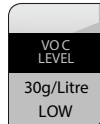
Standard Compliance



EN 1504-2
This mark indicates that a coating has passed all the tests required to carry a CE mark.




BREEAM COMPLIANT
(for refurbishment)



VOC LEVEL



ISO 16000
The 'Loi Grenelle' measurement of the effect of a product's VOC level within a building. A+ is the top safety rating.



REACH COMPLIANT